


**VU Campuses —
Sydney & Brisbane**

Student Guide 2025





Welcome to VU

On behalf of Victoria University (VU), I extend a warm welcome to you to the VU Sydney and Brisbane campuses.


Selecting an educational pathway is one of the most important decisions you will make. At VU, we offer you a high-quality academic experience, where you complete one subject at a time, through our innovative VU Block Model®. Learning is interactive, in workshop-style classes where you get to know your teacher and classmates. You will put theory into practice, apply your knowledge to real-world scenarios, and receive fast feedback on your assessments. You will be supported through your studies by our team of highly qualified academic and support staff as well as a range of outstanding student services.

VU is currently ranked as the third best university in Australia for Learner Engagement, according to the 2023 QILT Student Experience Survey.

This result demonstrates our ongoing commitment to placing our students firmly at the centre of the learning experience.

At VU, we understand our students, and we know what you need to succeed. We support you to develop your skills, knowledge, confidence and connections. We welcome you into our diverse and inclusive community, where we deeply value the intellectual and creative energy you bring to our campuses.

I look forward to meeting you on campus soon.



Celina Chopard
Director and Principal, Sydney and Brisbane
Victoria University

Contents

Important dates	4
Enrolment	8
Credit (Advanced standing)	10
International student fees and charges	10
Meet the teams	12
Tools and IT services	14
Academic services	16
Academic progression	18
Health and safety	20
Block Model®	22

Student charter

The student charter represents a spirit of goodwill between the University and students that reflects the sentiment of mutual obligation for genuine support and action. We ask that all staff and students model their behaviour to reflect our values.

For more information visit vu.edu.au/current-students/new-to-vu/getting-started-at-vu/student-charter

About this guide

VU Sydney and VU Brisbane reserve the right to alter any course, dates, procedure, regulation or fee. Students should carefully read all official correspondence and consult student services as necessary.

For the latest information visit vu.edu.au/vu-sydney or vu.edu.au/vu-brisbane



In partnership with the Education Centre of Australia, Victoria University delivers higher education programs in Sydney and Brisbane.

Important dates: higher education diploma and undergraduate programs

4-Week block study dates

Summer block

Teaching dates: 20 January – 14 February 2025
Last day to add units: 22 January
Census date: 28 January
Results published: 17 February 2025

Winter block

Teaching dates: 30 June - 25 July 2025
Last day to add units: 2 July
Census date: 7 July
Results published: 28 July 2025

Semester 1 - Block 1

Teaching dates: 24 February - 21 March 2025
Last day to add units: 26 February
Census date: 3 March
Results published: 24 March 2025

Semester 2 - Block 1

Teaching dates: 28 July - 22 August 2025
Last day to add units: 30 July
Census date: 4 August
Results published: 25 August 2025

Semester 1 - Block 2

Teaching dates: 24 March - 18 April 2025
Last day to add units: 26 March
Census date: 31 March
Results published: 25 April 2025

Semester 2 - Block 2

Teaching dates: 25 August - 19 September 2025
Last day to add units: 27 August
Census date: 1 September
Results published: 22 September 2025

Semester 1 - Block 3

Teaching dates: 28 April - 23 May 2025
Last day to add units: 30 April
Census date: 5 May
Results published: 26 May 2025

Semester 2 - Block 3

Teaching dates: 29 September - 24 October 2025
Last day to add units: 1 October
Census date: 6 October
Results published: 27 October 2025

Semester 1 - Block 4

Teaching dates: 26 May - 20 June 2025
Last day to add units: 28 May
Census date: 2 June
Results published: 23 June 2025

Semester 2 - Block 4

Teaching dates: 27 October - 21 November 2025
Last day to add units: 29 October
Census date: 3 November
Results published: 24 November 2025

Important dates: postgraduate programs

8-Week block study dates

Block 1

Teaching dates: 24 February - 18 April 2025
Last day to add units: 28 February
Census date: 10 March
Results published: 25 April 2025

Block 2

Teaching dates: 28 April - 20 June 2025
Last day to add units: 2 May
Census date: 12 May
Results published: 23 June 2025

Block 3

Teaching dates: 28 July - 19 September 2025
Last day to add units: 1 August
Census date: 11 August
Results published: 22 September 2025

Block 4

Teaching dates: 29 September - 21 November 2025
Last day to add units: 3 October
Census date: 13 October
Results published: 24 November 2025

Block 5

Teaching dates: 24 November 2025 - 6 February 2026
Last day to add units: 28 November
Census date: 15 December
Study break: 22 December 2025 - 9 January 2026
Results published: 9 February 2026

NSW Public holidays 2025

1 January	New Year's Day
27 January	Australia Day
18 April	Good Friday
19 April	Easter Saturday
20 April	Easter Sunday
21 April	Easter Monday
25 April	Anzac Day
9 June	King's Birthday
6 October	Labour Day
25 December	Christmas Day
26 December	Boxing Day

QLD Public holidays 2025

1 January	New Year's Day
27 January	Australia Day
18 April	Good Friday
19 April	Easter Saturday
20 April	Easter Sunday
21 April	Easter Monday
25 April	Anzac Day
5 May	Labour Day
13 August	Royal Queensland Show
6 October	King's Birthday
25 December	Christmas Day
26 December	Boxing Day

University closure/holidays

23 December 2025 to 2 January 2026

Study break

22 December 2025 to 9 January 2026



Enrolment

Enrolment is an essential part of university life. All students have a responsibility to enrol in the required units as per their course structure, and in time for the start of their study period (see Important Dates).

View the course structures at
vu.edu.au/vu-sydney/courses-at-vu-sydney

vu.edu.au/vu-brisbane/courses-at-vu-brisbane

Students should contact their course coordinator for specific unit advice. You can find their contact details at vu.edu.au/vu-sydney/contact-vu-sydney

vu.edu.au/vu-brisbane/contact-vu-brisbane

International students must maintain a full-time study load to ensure completion of studies within the designated time frame of their eCoE.

Commencing international students who do not enrol in their designated commencing study period are reported to the Department of Home Affairs (DHA) for 'non-commencement of studies'. Similarly, continuing international students who do not re-enrol in future study periods are reported for 'failure to re-enrol'.

If you need enrolment assistance during your studies, please contact us at enrolments@vusydney.edu.au or enrolments.vubrisbane@vu.edu.au for enrolment advice.

Initial enrolment information can be found at vu.edu.au/vu-sydney/current-students-at-vu-sydney/first-time-enrolment-orientation-at-vu-sydney

vu.edu.au/vu-brisbane/current-students-at-vu-brisbane/first-time-enrolment-orientation-at-vu-brisbane

Important dates for enrolment for the rest of 2025 can be found at vu.edu.au/vu-sydney/current-students-at-vu-sydney/vu-sydney-timetables-calendars

vu.edu.au/vu-brisbane/current-students-at-vu-brisbane/vu-brisbane-timetables-calendars

Course duration

International students are required to enrol in a full-time study load to complete their course within the expected duration outlined in their Confirmation of Enrolment (CoE). A full-time study load is 4 units per semester, with 8 units to be taken in an academic calendar year.

Accessing your timetable

Timetables and class locations are self-managed via MyVU. You will need to enrol in each unit and then complete an allocation to a specific class timetable. You can use the timetable planner at [timetable-planner.vu.edu.au/](https://vu.edu.au/timetable-planner) to help plan your timetable.

Changing your enrolment

Enrolment is self-managed via MyVU. As you progress from block to block, you may vary your unit selection if required. You can amend your enrolment without penalty until the enrolment deadlines outlined on pages 4 and 5.

All information on changing your enrolment can be accessed at vu.edu.au/vu-sydney/current-students-at-vu-sydney/change-your-vu-sydney-enrolment

vu.edu.au/vu-brisbane/current-students-at-vu-brisbane/change-your-vu-brisbane-enrolment

The University has a legal responsibility to report any changes to your enrolment to the DHA. This includes changes in your study load and also when you have completed your studies with the University. If a variation to your enrolment at the University is reported to the DHA, you are advised to contact them directly to discuss your student visa options.

Contact details for the DHA can be found at homeaffairs.gov.au

Reduced study load

Applications for a reduced study load can only be accepted in the following circumstances:

- ◆ Course structure - If you are unable to enrol in a full-time study load due to the structure of your course or if a unit of study becomes unavailable.
- ◆ Academic progress - If you are at risk of making unsatisfactory progress, and academic staff recommend a reduced study load to help you meet course requirements.
- ◆ Compassionate circumstances - If you are unable to study a full-time load due to illness, injury, bereavement of close family members or involvement in a traumatic experience.

The University will notify the DHA when you have been granted a reduced study load that affects your course duration.

To apply, international students must complete a Reduced Study Load form along with the Unit of Study Amendment form found at vu.edu.au/vu-sydney/current-students-at-vu-sydney/student-forms-vu-sydney

vu.edu.au/vu-brisbane/current-students-at-vu-brisbane/student-forms-vu-brisbane

Please note that you will need to provide supporting documentation as part of this process.

There is more information on changing your study load at vu.edu.au/current-students/your-course/enrolment/change-your-enrolment/change-your-study-load

Non-enrolment and withdrawals

Your student enrolment details must be finalised for each semester by the census date. If you withdraw from your units, you may incur financial and academic penalties. For more details regarding census dates for 2025 please visit vu.edu.au/vu-sydney/current-students-at-vu-sydney/vu-sydney-timetables-calendars

vu.edu.au/vu-brisbane/current-students-at-vu-brisbane/vu-brisbane-timetables-calendars

Deferring your course intake

Deferring your course intake is available only to commencing students. If you wish to defer your course, you are required to complete a Defer Your Studies/Change of Course Preference form and submit it to admissions before your scheduled enrolment session at apply@vusydney.edu.au

apply.vubrisbane@vu.edu.au

Please note:

- ◆ It is not possible to apply for deferral after you have enrolled in units.
- ◆ If your course is not available in subsequent intakes, you may need to negotiate an alternative study option.
- ◆ Applicants should not enrol before deferring. A deferment is a guarantee that the place of offer will be available for the applicant to enrol, subject to course availability.

The Defer Your Studies/Change of Course Preference form can be found at

vu.edu.au/vu-sydney/current-students-at-vu-sydney/change-your-vu-sydney-enrolment

vu.edu.au/vu-brisbane/current-students-at-vu-brisbane/change-your-vu-brisbane-enrolment

Leave of absence

In some limited circumstances, you may need time away from your studies. This is known as leave of absence. We advise you to speak to the student services team before you apply.

You can request an appointment by contacting us at studentservices@vusydney.edu.au

studentservices.vubrisbane@vu.edu.au

You may be eligible to apply for leave of absence if you have been affected by:

- ◆ serious illness or injury (evidence: detailed medical certificate outlining severity of illness)

- ◆ death of a close family member (parent, sibling, spouse, or child) (evidence: death certificate)
- ◆ involvement in a traumatic experience (evidence: police report)
- ◆ political upheaval or natural disaster in home country requiring emergency travel (evidence: notification from the Department of Foreign Affairs and airline ticket)
- ◆ unavailability of pre-requisite units due to unusual course structure or provider default (evidence: college email confirming unusual course structure or provider default)
- ◆ military service in home country (evidence: official notice from the home government department managing conscription).

Credit (advanced standing)

Applying for credit (advanced standing) is the process used to recognise current and prospective students' equivalent past study and relevant experiences, which may reduce the time to complete your chosen course at Victoria University Sydney.

Please note that the deadline for receiving credit (advanced standing) applications for 2025 is before the intake start date. Applications received after this date will only be assessed and processed the next study period.

It is important to note that your electronic Confirmation of Enrolment (eCoE) end date will be shortened should your credit approval reduce your course duration by more than one semester. This may also affect your student visa expiry date — you can check on this through the Visa Entitlement Verification Online (VEVO) on the Department of Home Affairs at homeaffairs.gov.au

For enquiries please contact credit@vusydney.edu.au

Eligibility

All students enrolled in higher education courses at VU Sydney and Brisbane are eligible to apply for credit (credentialed or experiential).

Supporting documentation

You will need to provide details for your previous study, work or life experience, including how it satisfies the learning outcome for the units you have requested as credit. For example:

- ◆ A copy of your official academic or completion transcript(s) and unit descriptions.
- ◆ A current copy of your CV or resume. Refer to the checklist on page five of the credit application (in MyVU portal) for the full list of supporting documentation required.

We do not require original documents. However, you may be asked to show original documents at a later stage. Copies do not have to be certified, but must be true and accurate.

If your academic records are from overseas or private institutes, certified copies must be provided from the appropriate government body or professional association recognised in Australia (or an equivalent authority for students studying offshore). Documents in languages other than English must be accompanied by an English translation. The translator must be

accredited by the National Accreditation Authority for Translators and Interpreters (NAATI) or an equivalent body for offshore students.

We may contact your former institution(s) and your current and former employers for further information or clarification of your credit application.

vu.edu.au/study-at-vu/courses/credit-for-skills-past-study/applying-for-credit-advanced-standing

International student fees and charges

As a VU student, you are required to pay international student fees for your program of study. Fees and charges vary depending on your course. The total course fees are outlined in your Written Agreement but please note that these amounts are indicative only. Incremental annual course fee changes are usually around 3% and will never exceed 8%. Confirmed fees will be published by November of the preceding calendar year on the VU Sydney and Brisbane website.

When you enrol or re-enrol you will receive an invoice. This details all fees and charges and the due date for payment. All fees are listed in Australian dollars (A\$), are indicative and are subject to change.

Payment options are listed on your invoice. The University will invoice you (or your sponsor) each semester according to your enrolment in that semester. Course fees are subject to an annual increase. This is common practice in the higher education industry in Australia. VU reserves the right to annually adjust course fees to take into account increases in university and course delivery costs. Course tuition fees are invoiced per semester based on the enrolment for that particular semester.

If your fees are not paid by the due date, your enrolment can be cancelled and this will affect your student visa. VU is required to report any student who is no longer enrolled to the DHA. If cancellation of enrolment is reported to DHA by the University, you will need to contact DHA directly to discuss your student visa options.

International student refunds

International students who have paid their tuition fee upfront for a given semester and withdraw before the census date may be entitled to a full or partial refund according to the International Student Refund Policy. See more information at

vu.edu.au/vu-sydney/current-students-at-vu-sydney/student-forms-vu-sydney

vu.edu.au/vu-brisbane/current-students-at-vu-brisbane/student-forms-vu-brisbane



Meet the teams

Student services

This team can assist with the following items:

- ◆ AskVU
- ◆ Student email
- ◆ Student ID card
- ◆ Student applications (academic transcript/testamur/personal details amendment)
- ◆ Graduation information
- ◆ Student welfare and counselling services
- ◆ Student complaints and resolution
- ◆ Student social events and activities

Student administration services

This team can assist with the following items:

- ◆ Enrolment assistance
- ◆ Tuition fee inquiries
- ◆ Special consideration
- ◆ MyVU
- ◆ eCoE inquires
- ◆ Payment inquiries

Academic services

This team can assist with the following items:

- ◆ Allocate+ software used to assign to a timetable
- ◆ Class timetable and location.

Course coordinators

This team can assist with the following items:

- ◆ Course advice
- ◆ Enrolment mapping
- ◆ Review of assessment
- ◆ Academic grades inquiries
- ◆ Unit of study amendment
- ◆ Assessment feedback
- ◆ Extension of assignment requests
- ◆ VU Collaborate

Learning support team

This team can assist with the following items:

- ◆ Research skills
- ◆ Study skills
- ◆ Academic writing
- ◆ Academic integrity
- ◆ Referencing skills
- ◆ Librarian assistance
- ◆ VU online library assistance
- ◆ Library books

Student counselling service

In partnership with the Education Centre of Australia (ECA), a counselling service is available to VU Sydney students. This service is free of charge. Our appointed counsellor is an expert in international student related issues. Appointments can be organised through student services or by email.

counselling@vusydney.edu.au

Student welfare service

Student welfare services are available to students to assist when anything gets in the way of your studies. Our dedicated student services team can assist you in the provision of an advocate, mediator or support person if you need assistance with issues such as:

- ◆ applying for leave of absence
- ◆ payment plans for tuition fees
- ◆ enquiries on Overseas Student Health Cover (OSHC)
- ◆ applying for reduced study load

The student services team is also available to provide advice related to the following items:

- ◆ notification of a student progress issue
- ◆ being identified 'at risk'
- ◆ academic or general misconduct issues
- ◆ on-campus activities and social events.

You can contact the student services team at studentservices@vusydney.edu.au

studentservices.vubrisbane@vu.edu.au

Accommodation

Staying in student accommodation takes stress out of finding a place to live.

VU Sydney and Brisbane have partnered with Australian Homestay Network which provides the highest quality homestay experiences in Australia, ensuring that each of our guests begin their Australian experience on the right foot.

For more information on services that are provided visit the website www.homestaynetwork.org/contact-us/



Tools and IT services

Once you are successfully enrolled, your IT access account is created. The best place for the latest information on services available is: vu.edu.au/current-students/new-to-vu/student-tools-it-services/student-email

This section provides information on default login details and how to get help for systems used within VU. It also provides login support for VU Collaborate and MyVU.

Online ID card submission

To obtain your digital student ID card, please submit your photo online: askvu.vu.edu.au/app/IDsubmit

Your ID photo will be uploaded to your VU App where you will be able to access your 'My Digital ID Card' via the Profile tab. VU App is available worldwide. Please ensure you have access to your digital ID card when attending campus.

If you have any accessibility needs, please contact the student services to discuss support options.

Student email – Microsoft Live

VU provides you with a free email account upon enrolment. You will have access to:

- ◆ 50GB of email storage
- ◆ instant messaging and photo-sharing
- ◆ calendars

As a student, you must regularly check your account for updates on the management of your course as well as key student administration matters such as census dates, results, re-enrolment, fees and graduations.

Your lecturers will send emails to your university email contact.

VU services and support use the student email to provide updates and outcomes to inquiries. You are strongly encouraged to use your student email account as your primary account to ensure you are receiving important communications from the VU community.

How to access Microsoft Live email

For more information on accessing your email account, visit vu.edu.au/about-vu/facilities-services/it-services/student-email

The VU App

The Victoria University App is designed for all current students. It provides a handy portal to all of your essential digital systems so you can keep track of your classes, assignments, essential activities, results and more. Download the Victoria University App from the [Apple App store](#) or [Google Play store](#) to get started!

MyVU

MyVU allows you to view all your profile details, results and facilitate a year-long enrolment. MyVU can be accessed at myvu.edu.au

◆ Download and read the “MyVU” user manual: <https://content.vu.edu.au/sites/default/files/myvu-how-to-enrol.pdf>

New Students

LOGIN:

s<student ID number>@live.vu.edu.au
e.g. s1234567

PASSWORD:

date of birth
format: Tempddmmyyy

Continuing Students

LOGIN:

s<student ID number>@live.vu.edu.au
e.g. s1234567

PASSWORD:

existing MyVU Password

If you have difficulties, contact the ITS Service Desk at servicedesk@vu.edu.au or +61 3 9919 2777 or submit a question on ASKVU.

ASKVU

ASKVU is an interactive web portal for current VU students to view frequently asked questions (FAQs) and make and manage enquiries. You can log in or search ASKVU at any time to find answers to your questions, or to ask a question. Your question will be responded to within one business day, excluding weekends and university and public holidays.

ASKVU provides answers to questions about special consideration, student ID cards, graduations, alumni/graduates and library for onshore students. For more information, visit vu.edu.au/askvu

Setting up an ASKVU account

To make enquiries specifically related to your personal enrolment record or circumstances you will need to set up an ASKVU account.

Log into ASKVU

You need to log in (using your username and password) if you want to make an enquiry. Responses from ASKVU are emailed to your university email account.

ITS service desk help

Contact ITS service desk at VU Melbourne on +61 3 9919 2777 if you:

- ◆ have issues logging in
- ◆ experience system errors or technical errors
- ◆ cannot find information related to your issues and continue to have problems

For help relating to VU Collaborate:

- ◆ contact your lecturer/unit coordinator
- ◆ go to the VU Collaborate Student Help site (also available within VU Collaborate under the Support link)
- ◆ contact the student services team



Academic services

VU Collaborate

Victoria University encourages and supports online learning through our learning management system (LMS) called VU Collaborate. This system allows you to:

- ◆ locate the link for Zoom classroom by going to the relevant unit learning space and clicking the 'Communication' menu (for classes offered as hybrid delivery only)
- ◆ view content and materials related to your studies
- ◆ upload and conduct assessments online, such as assignment submission and quizzes
- ◆ communicate and collaborate with your peers, tutors and instructors
- ◆ stay up-to-date with your learning progress
- ◆ For more information, visit vu.edu.au/about-vu/facilities-services/it-services/vu-collaborate

Logging in

We recommend that you use Google Chrome as the preferred browser.

- ◆ Use MyVU to log in to VU Collaborate
- ◆ Log in with your 's' number (s1234567) @live.vu.edu.au and your password
- ◆ Once logged in to MyVU, click on the 'VU Collaborate' link

Units or online spaces

All students have access to a Student Induction Space.

The Student Induction Space allows you to try out VU Collaborate as a student and learn more about the common tools that can support you in your studies.

Other units or online spaces will be available on VU Collaborate one week before semester begins – if you are unsure about anything, ask your block facilitator.

Your previous units and courses are now on VU Collaborate, unless otherwise specified by your instructor.

Help and troubleshooting

Use the VU Collaborate help site for information on:

- ◆ supported browsers
- ◆ computer requirements
- ◆ general troubleshooting
- ◆ understanding VU

You can also access further information on VU Collaborate at vu.edu.au/current-students/new-to-vu/student-tools-it-services/vu-collaborate

VU library Services

The library provides students with required textbooks for each unit we deliver. The learning support team can assist you with accessing the VU online library resource. The Learning Hub is the ideal place to seek assistance and get started on your academic journey.

Academic integrity

As you start or continue your studies at Victoria University, you need to complete academic integrity modules online.

The academic integrity modules enable you to become familiar with the concept of academic integrity: what it means and why it is important to present authentic work and acknowledge the work of others.

We strongly encourage you to complete these modules so that you can prepare for an exciting and rewarding academic journey.

vu.edu.au/about-vu/news-events/news/studying-with-academic-integrity-complete-online-modules

Originality check

Victoria University now uses Turnitin for the checking of originality and plagiarism in student's assessment submissions.

A test Dropbox is available in the Student Induction on VU Collaborate. You can access your originality report via the navbar Assessments > Dropbox – Originality Check (after submitting your document to dropbox).

Turnitin can spot instances of plagiarism and contract cheating through the detection and analysis of paraphrasing and text manipulation, cross-language text-matching and the detection of inconsistent writing style.

For further information on how to use the Turnitin Feedback Studio, visit vucollaboratehelp.vu.edu.au/help-guides/assessment/turnitin-feedback-studio/805-enabling-the-turnitin-similarity-report

For more information, visit studentvucollaboratehelp.vu.edu.au/student-guides/assessments/similarity-report

Short extensions & special consideration

If you are struggling to submit an assignment due to unexpected circumstances, you may be able to apply for a short extension or special consideration.

For further information, visit vu.edu.au/current-students/your-course/assessments-progress-through-your-course/short-extensions-special-consideration

Reasons for short extensions and special consideration may be:

- ◆ bereavement of an immediate family member
- ◆ medical reasons (either yourself or someone in your immediate family)
- ◆ personal trauma or crisis (e.g. victim of crime, severe disruption to domestic arrangements)
- ◆ serious illness or psychological condition (e.g. hospital admission, serious injury/illness, severe anxiety or depression)
- ◆ severe family issues.

Once the application for special consideration has been assessed, students will be notified of the outcome within five business days of receipt of the application. The outcome notification will be sent to your VU email address.

It is advised to give careful attention to special consideration applications. Any incomplete or late forms will be rejected unless exceptional circumstances apply.

Academic progression

There is a course coordinator assigned to each course at VU Sydney and Brisbane for students to consult at any point during their studies. Course coordinators are responsible for:

- ◆ providing students with accurate information about course progression and degree requirements
- ◆ assisting students in understanding academic policies and procedures
- ◆ helping students access academic resources which will enhance their ability to be academically successful
- ◆ assisting students in overcoming educational and personal problems via referral to counselling or learning support

You can find your course coordinator contact details at vu.edu.au/vu-sydney/contact-vu-sydney

vu.edu.au/vu-brisbane/contact-vu-brisbane

Students at risk

A student is designated 'at-risk' when they require academic assistance as a result of:

- ◆ unsatisfactory academic results identified by student progress guidelines
- ◆ a self-review and subsequent declaration that support is needed
- ◆ observational assessment by teaching staff that the student appears to be vulnerable in terms of achieving satisfactory learning progress

Progress requirements for onshore international students

The academic progress of Higher Education students' coursework is regularly reviewed by the University. Progress is considered unsatisfactory if you:

- ◆ fail any two units or more in your course
- ◆ fail the same unit more than once

Students who fail to make satisfactory academic progress can risk having their eCoE cancelled, which can then affect their student visa.

Student progress rules can be found at vu.edu.au/current-students/your-course/assessments-progress-through-your-course/student-progress

Tutoring service

If at any point you feel you need some assistance with your study and want to improve your understanding of a unit, VU Sydney and Brisbane provide a free tutoring service for all students.

The learning support team can arrange access to peer tutors.

Contact details can be found at vu.edu.au/vu-sydney/contact-vu-sydney

vu.edu.au/vu-brisbane/contact-vu-brisbane

Policies

Please familiarise yourself with the University's policies that relate to you as a student. Policies include:

- ◆ Student Charter
- ◆ Academic Integrity Policy
- ◆ Enrolment - Onshore
- ◆ International Student Refund Policy
- ◆ Student Progress rules
- ◆ Complaint Resolution
- ◆ Student Equity and Social Inclusion
- ◆ Learning and Teaching
- ◆ Children on Campus
- ◆ Copyright Material (Use of)
- ◆ Use of Email (Staff and Students)
- ◆ Privacy.

You can view all University policies at policy.vu.edu.au



Student Health & Welfare

What can you do to keep safe?

Be informed – VU has work health and safety policies and procedures to reduce the likelihood of students and staff being put at risk.

At VU we all acknowledge our responsibilities and obligations under the Work Health and Safety Act 2011.

We will take reasonable and practicable precautions to manage hazards and risks for the health of students and staff. VU is committed to constantly working towards maintaining a safe university. Achieving these key objectives requires:

- ◆ acceptance of WHS responsibilities by everyone at VU
- ◆ consultation with all stakeholders including staff, students and contractors
- ◆ continuous improvement based on sound safety management and planning
- ◆ provision of resources to further develop, monitor and maintain effective management of health and safety

Evacuation procedure

In case of an emergency, please refer to the map next to the lift on each level. It indicates the assembly points:

- ◆ VU Sydney students: The corner of Sussex and Market Streets, Sydney CBD.
- ◆ VU Brisbane students: The corner of Ballow Street and Ann Street, Fortitude Valley.

Leave your classroom in an orderly fashion and pay attention. Remember the following important points:

- ◆ Don't panic.
- ◆ Do not use the lifts under any circumstances.
- ◆ Leave by the nearest safe exit to your room.
- ◆ Regroup with your class members and your emergency warden/teacher/lecturer at the designated assembly point or area designated by the fire wardens as soon as you are clear of the building.
- ◆ Do not re-enter the building under any circumstances until the "All Clear" signal has been given by the Fire Brigade or Fire Warden.

Health cover

- ◆ If you have purchased your OSHC with us and via Allianz, you will receive it 2 weeks after CENSUS date in your personal email address.
- ◆ A 24-hour emergency hotline is also available to you through your OSHC policy (if your policy is with our preferred provider Allianz Global Assistance). The contact number for this service is 1800 814 781.

Medical emergency

If a situation is life threatening, follow these procedures:

- ◆ Contact Emergency Services first on 000.
- ◆ Remember to clearly state your location street address and the nature of the emergency. Be prepared to answer other questions. Do not hang up unless advised to do so by the Ambulance Service.
- ◆ All incidents, near misses and any first aid given are to be reported to your teacher/lecturer and must be recorded, regardless of severity of outcome.
- ◆ A University Incident Report form is to be completed by your teacher/lecturer.

Personal belongings management and lost and found items

- ◆ Mark your property using a permanent dye and record any serial numbers, makes, models, colour, value etc. This will help in the identification of your property.
- ◆ If working in a library or open area, don't leave bags, phones, wallets or computers unattended.

Personal safety

All staff and students are entitled to feel safe and secure, whether you are on campus, at home, on public transport or just in your local community. An important part of feeling safe is to develop a personal safety plan. This may be as simple as thinking about what you would do and where you would go. Planning ahead will help you to think clearly:

- ◆ Be aware of your surroundings and know where you are going.
- ◆ If walking at night, walk with a group or a friend and keep to well-lit paths and roads.
- ◆ Be aware of who is behind you when using ATMs.
- ◆ Avoid travelling alone at night.
- ◆ Carry a mobile phone when you are travelling.
- ◆ Make sure someone knows your whereabouts.
- ◆ Stand in an area which is brightly lit.
- ◆ Sit close to train guard's compartment, identified by the blue light outside the carriage.
- ◆ Sit near other passengers and do not isolate yourself.



Campus access

VU Sydney campus: Please note that students are asked to enter and exit the building via the student access doors, located to the right of the main building foyer. Climb the stairs and access the lift on the right-hand side for access to upper levels.

- ◆ Enjoy the student area on the ground level along with security. Head up to Level 1 to meet our Student Services team, with lift access to all classrooms also on Level 1.
- ◆ If you have a physical impairment and cannot use the stairs, please take the elevator located on the ground level, to the right of the VU Sydney entrance.

VU Brisbane campus: Please note that VU Brisbane students are asked to enter and exit the building via the main entrance of the building facing Ballow Street, Fortitude Valley, QLD 4006.

- ◆ Enjoy the student area on the ground level to the left of the main building foyer. Use the separate entrance to the right of the VU Brisbane main entrance facing Ballow Street, Fortitude Valley, QLD 4006 to meet our Student Services team.
- ◆ Use lift access via the main building foyer to all classrooms on Level 1.

Student life

At VU, you'll have plenty of opportunities to make meaningful social connections on campus.

Arrival and orientation

If you're anxious about the big move, don't worry — we're here to help. When you arrive on campus, our support staff will give you all the information you need to find your way around campus and the city, as well as providing advice about accommodation and work.

Enjoy campus events

From our famous Block Fest to movie nights, cultural

festivals, sporting events and more, there's always something happening on campus. We have a vibrant social calendar, programs to promote student leadership and activities to support community engagement.

Explore clubs and societies

Find people who share your passions while discovering a new interest. We encourage all students to get involved in our wide range of clubs and societies. Scan the QR codes to join Student Life at VU Sydney and VU Brisbane on Facebook and Instagram.



Student support

At VU, we believe in learning environments where everyone feels welcome and included. Our free support services will set you up to achieve your best and make the most of your time in Australia.

Learning Hub

Get in-person study advice and guidance at our on-campus Learning Hubs. Our dedicated learning support team can help you access textbooks, scholarly journals and research databases.

Workshops

We deliver a suite of workshops throughout the academic year. These workshops are designed to help you transition to a new learning environment and will equip you with the knowledge and skills to thrive in your studies.

Course advice

Our course coordinators can help you with a range of enquiries, including credit, unit selection and course progression. They will also issue you with a study plan that will map your progress from enrolment to course completion.

Award-winning ways of learning

Our VU Block Model®

Feel confident and engaged in your studies with our unique VU Block Model. VU is the first university in Australia, and the largest in the world, to teach with this award-winning learning model – giving you better focus and more flexibility as you build job-ready skills (Australian Financial Review Teaching and Learning Excellence Award 2021).



Multiple study periods

This table highlights our multiple study options available in your course. Diploma and undergraduate students take 1 unit at a time in 4-week blocks. Students will take 4 units per semester. There are options to fast-track studies by taking additional study periods in Summer and Winter Blocks.

Postgraduate students take 2 units at a time in 8-week blocks. There are two 8-week blocks per semester and students take 4 units each semester. There is an additional optional study period named 8-week Block 5 that runs from November to February of following year.

Remember that international students are required to complete 8 units in a full academic year, and must complete studies within the time frame of your COE.

For intake dates, please refer to the course pages on our website. You can also check the timetables and calendar at vu.edu.au/vu-sydney/current-students-at-vu-sydney/vu-sydney-timetables-calendars

vu.edu.au/vu-brisbane/current-students-at-vu-brisbane/vu-brisbane-timetables-calendars

Learn in interactive, workshop-style classes

We've said goodbye to big lecture theatres. Learn in smaller classes where you can collaborate, apply your skills and build your confidence.

Build career-ready skills

Textbooks only get you so far. Our courses are focused on hands-on learning and industry experience, so you graduate ready for your career.

Enjoy more flexibility

With three-hour classes, three days a week, it's easier to plan your time and balance study, work, family and everything else that matters in life.

Make connections

In smaller classes, you can really get to know your teachers and classmates. Plus, enjoy opportunities to network with our expert industry partners.

Fast-track your degree

Choose to study optional winter or summer blocks and finish your degree faster — or take a block off when life demands a break.

Achieve better results

With better focus, hands-on learning and more support from teachers and classmates, our international students have achieved a pass rate of over 84.5%*.

*VU Sydney and Brisbane student pass rates, Semester 1, 2024

How our VU Block Model works

Four-week model: all undergraduate and some postgraduate courses.


There are multiple entry points where you can start your course.

Semester 1					Semester 2				
Block 1	Block 2	Block 3	Block 4	Winter Block	Block 1	Block 2	Block 3	Block 4	Summer Block
24 Feb – 21 Mar	24 Mar – 18 Apr	28 Apr – 23 May	26 May – 20 Jun	(Optional) 30 Jun – 25 Jul	28 Jul – 22 Aug	25 Aug – 19 Sep	29 Sep – 24 Oct	27 Oct – 21 Nov	(Optional) 20 Jan – 14 Feb

Eight-week model: some postgraduate courses.

Semester 1			Semester 2		
Block 1	Block 2	Semester break	Block 3	Block 4	Semester break
24 Feb – 18 Apr	28 Apr – 20 Jun	30 Jun – 25 Jul	28 Jul – 19 Sep	19 Sep – 21 Nov	24 Nov – 6 Feb 2026

Eight-week Block 5 is also available starting in November for some postgraduate courses. To find out more, visit vu.edu.au/block-model



Victoria University acknowledges, recognises and respects the Ancestors, Elders and families of the Bunurong/ Boonwurrung, Wadawurrung and Wurundjeri/Woiwurrung of the Kulin Nation who are the Traditional Owners of University land in Victoria, the Gadigal and Guring-gai of the Eora Nation who are the Traditional Owners of University land in Sydney, and the Yulara/Yugarapu and Turrbal Nation who are the Traditional Owners of University land in Brisbane.